




Two Fights, A Wedding and A Funeral Shakespeare



Lesson 1





Symbol Key

When you see this symbol, it means you need to watch the video on the slide.



When you see this symbol, it means you need to complete the practical creative task on the slide.



When you see this symbol, it means you need to complete the written task on the slide.



When you see this symbol, it means you need to read the information on the slide.






Learning Objectives



- To be able to understand key facts about Shakespeare
- To be able to recall the story of Romeo and Juliet
- To explore the prologue for Romeo & Juliet through physicality



Keywords for this lesson






Key Term	Definition
Gesture (in Drama)	Movement made with the arms or legs that can help support an actors display of emotion or thought
Dialog	Conversation between two or more people as a feature of the play
Vocal Collage	The combination of sounds, which may include vocal and instrumental sounds, to create a specific atmosphere or to accompany important moments of a scene
Freeze Frame	A form of still image that is achieved by simply freezing action used to highlight to the audience a key moment
Narrator	Spoken commentary for the audience about the action onstage

Starter Activity



Name three things you already know about William Shakespeare
This can include any plays he has written.



Shakespeare Facts- Booklet Task



Shakespeare's works include 38 plays, 2 narrative poems, 154 sonnets, and a variety of other poems.

Many of Shakespeare's plays have been adapted for films and modern plays.

A famous adaptation of one of Shakespeare's plays is Baz Luhrmann's *Romeo and Juliet* premiered in 1996 featuring the famous Leonardo DiCaprio as Romeo.



Did you know...

The films 'She's the Man' and 'Lion King' are inspired by Shakespeare's plays Twelfth Night and Hamlet



Romeo and Juliet - Summary



Two wealthy families, the Montagues and the Capulets, have another brawl in the city of Verona. The Prince and the townspeople cannot cope with the constant fighting so the Prince declares that the next person to break the peace will be killed.

Romeo Montague and his friends attend a Capulet party in disguise in hope to not be seen, this is where Romeo meets Juliet Capulet. He falls in love with her instantly and tells her at her bedroom window where she also declares her love for him.

Afterwards, they are shocked to discover they are sworn enemies due to their feuding families.

To make their love eternal, Friar Laurence marries Romeo and Juliet in secret.

Romeo goes to celebrate his marriage with his friends, Mercutio and Benvolio, but gets into a fight with Juliet's cousin, Tybalt. Tybalt kills Mercutio and Romeo avenges his death by killing Tybalt.



Romeo and Juliet - Summary



The Prince banishes Romeo because he killed Tybalt. Both Romeo and Juliet are heartbroken.

Capulet, Juliet's father, decides she should marry a noble man named Paris. Juliet refuses and goes to Friar Laurence where they come up with a plan for Romeo and Juliet to be together.

Juliet fakes her death and lies in a tomb waiting for Romeo to come so they can run away together.


Romeo doesn't receive the message about the plan, so thinks Juliet has actually died. He goes to Verona and sees Juliet in her tomb, 'dead'.

Romeo drinks poison so he can be with Juliet in death. She wakes up to discover Romeo is dead. Juliet kills herself with his dagger.

The distraught Capulet and Montague families are told by the Friar of their love and vow never to argue again.

Romeo and Juliet Storyline

Using the table in your booklets, write down the order of each scene from the story
Romeo and Juliet




1

Romeo goes to Juliet's balcony



2

Tybalt kills Mercutio instead of Romeo



3

The Prince banishes Romeo




4

A fight breaks out between Montagues and Capulets



5

Romeo and Juliet get married by Friar Laurence



6

Romeo and Juliet fall in love at the Capulet's Party




The Reduce Shakespeare Company



Creative Task: The Prologue

For your creative task, you will be learning the prologue from Romeo and Juliet and include physicality whilst speaking, just as the actors do from 'The Reduced Shakespeare Company'.

Only Watch 0:00- 1:08



First, watch the following video of the Reduced Shakespeare Company. Once you have watched the video, write three skills the actors have used to make their performance of the Prologue interesting.



Practical Task



The Prologue

Learn as much of Romeo and Juliet's Prologue that you will find in your booklets.

Next, include physicality whilst speaking, just as the actors do from 'The Reduced Shakespeare Company'

Take a look at the three levels in the table and choose one that suits your ability. Make sure you challenge yourself.

- ✓ *Apprentice Level- Include three different gestures and project your words so your audience can hear you.*
- ✓ *Amateur Level- Include four different gestures and a change in levels. Perform with clarity, projecting your voice so your audience can hear you.*
- ✓ *Professional Level- Include a variety of different gestures, a change in levels and with use of a prop. Perform with clarity, projecting your voice so your audience can hear you.*



Practical Task

So your teacher can view your work, if you feel comfortable to and if your space is safe to, you can film yourself performing your work and upload this video to ClassCharts. If you do not wish to film, then please fill in the feedback questions featured on the next slide.

If you do decide to upload your performance you must:

- Make sure you are wearing appropriate clothing.
- Make sure your parent/guardian is aware
- Make sure you are filming yourself in a non-personal space- no bedrooms please!
- Make sure everyone in your household is aware that you are filming.





Performance Review



Provide feedback for your work referring to the specific success criteria in your booklet

Progress made (what did you do well?):

Progress further (what could you do to improve)?



You have reached the end of
today's Blended Learning Tasks

Well Done!